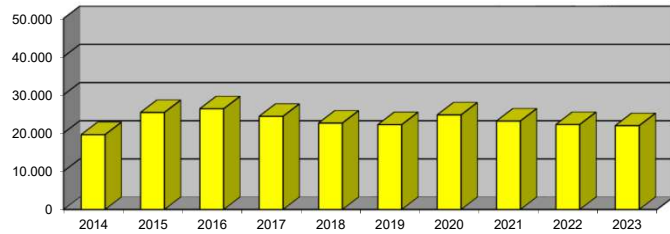


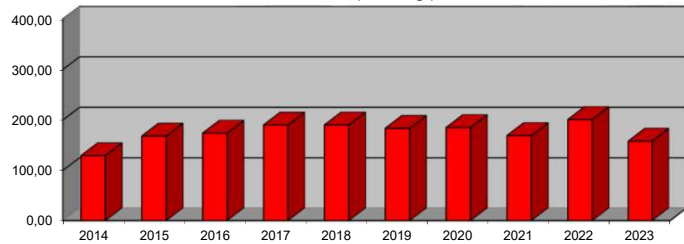
Turnhalle Rulle

Jahr	Strom			Wärme (Gas)				Wasser Verbrauch in Liter
	Verbrauch in kWh	Kosten in €	CO ² in to	Verbrauch in MWh	Verbrauch in MWh (ber.)	Kosten in €	CO ² in to	
2014	19.588			107,01	129,48			55.000
2015	25.397			153,17	168,48			63.000
2016	26.376			159,81	174,19			62.000
2017	24.394			169,94	190,33			45.000
2018	22.630			162,69	190,35			49.000
2019	22.216			159,79	183,75			41.000
2020	24.768			153,11	185,26			25.000
2021	23.170			158,29	169,37			50.000
2022	22.249	6.124 €	8,9	167,59	201,11	10.782 €	42,9	40.000
2023	21.961	9.338 €	9,5	129,66	158,19	16.235 €	33,3	61.000

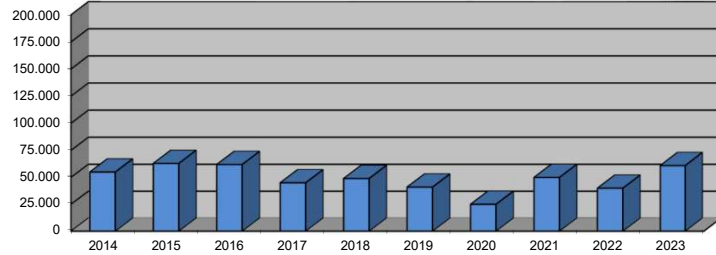
Strom in kWh



Wärme in MWh (bereinigt)



Wasser in Liter



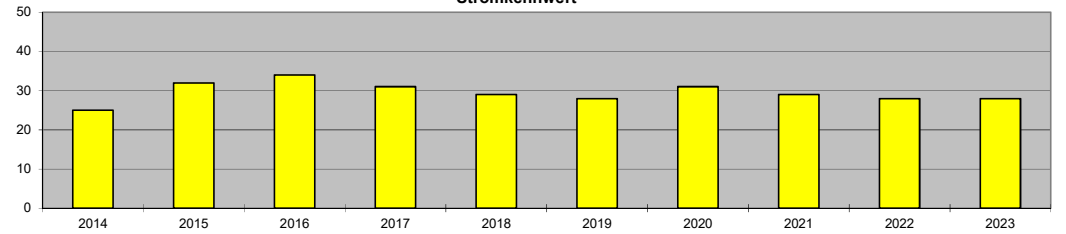
Kennwerte Turnhalle Rulle

Verbräuche		2014	2015	2016	2017	2018	2019	2020	2021	2022	2023
		Heizenergie (ber.)	MWh	129,48	168,48	174,19	190,33	190,35	183,75	185,26	169,37
Strom	kWh	19.588	25.397	26.376	24.394	22.630	22.216	24.768	23.170	22.249	21.961
Wasser	Liter	55.000	63.000	62.000	45.000	49.000	41.000	25.000	50.000	40.000	61.000

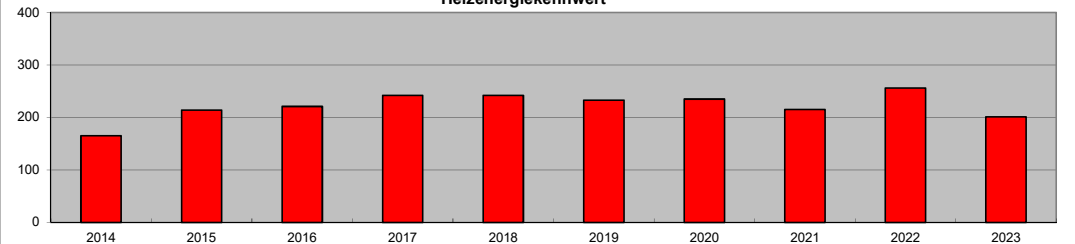
Berechnungsbasis		2014	2015	2016	2017	2018	2019	2020	2021	2022	2023
Beheizte Nettogrundfläche	m ²	787	787	787	787	787	787	787	787	787	787

Kennwerte		2014	2015	2016	2017	2018	2019	2020	2021	2022	2023
Heizenergiekennwert	kWh/(m ² a)	165	214	221	242	242	233	235	215	256	201
Stromkennwert	kWh/(m ² a)	25	32	34	31	29	28	31	29	28	28
Wasserkennwert	l/(m ² a)	70	80	79	57	62	52	32	64	51	78

Stromkennwert



Heizenergiekennwert



Wasserkennwert

