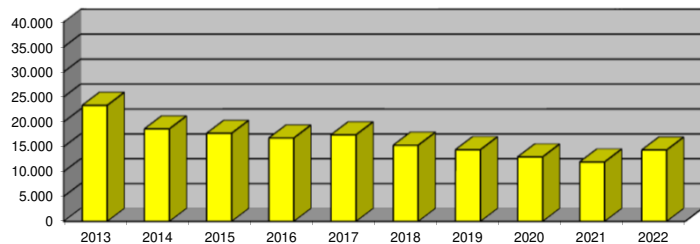


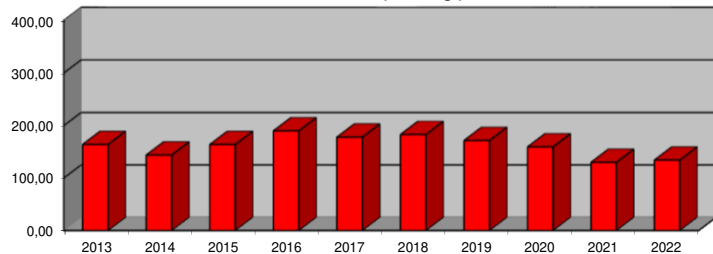
Turnhalle Lechtingen

Jahr	Strom			Wärme (Gas)				Wasser
	Verbrauch in kWh	Kosten in €	CO ² in to	Verbrauch in MWh	Verbrauch in MWh (ber.)	Kosten in €	CO ² in to	Verbrauch in Liter
2013	23.316			165,95	164,29			320.000
2014	18.601			119,06	144,07			378.000
2015	17.711			149,19	164,11			381.000
2016	16.761			174,42	190,12			417.000
2017	17.412			159,13	178,22			416.000
2018	15.314			156,58	183,19			405.000
2019	14.421			149,38	171,79			432.000
2020	12.965			131,92	159,63			225.000
2021	11.951			121,60	130,11			144.000
2022	14.350	3.647	5,8	111,94	134,32	7.430	28,4	279.000

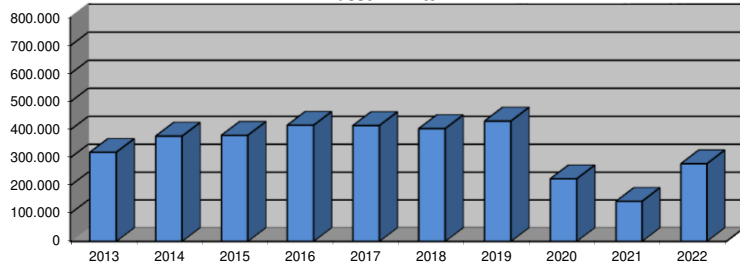
Strom im kWh



Wärme in MWh (bereinigt)



Wasser in Liter



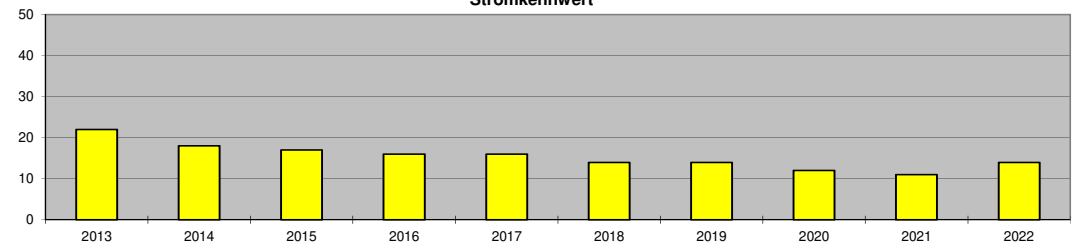
Kennwerte Turnhalle Lechtingen

Verbräuche		2013	2014	2015	2016	2017	2018	2019	2020	2021	2022
Heizenergie (ber.)	MWh	164,29	144,07	164,11	190,12	178,22	183,19	171,79	159,63	130,11	134,32
Strom	kWh	23.316	18.601	17.711	16.761	17.412	15.314	14.421	12.965	11.951	14.350
Wasser	Liter	320.000	378.000	381.000	417.000	416.000	405.000	432.000	225.000	144.000	279.000

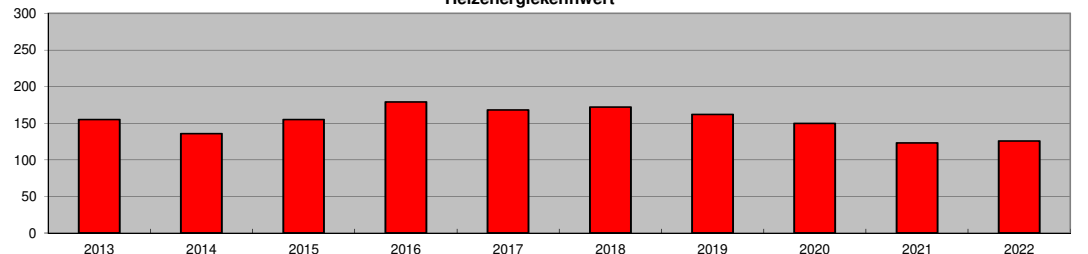
Berechnungsbasis		2013	2014	2015	2016	2017	2018	2019	2020	2021	2022
Beheizte Nettogrundfläche	m ²	1062	1062	1062	1062	1062	1062	1062	1062	1062	1062

Kennwerte		2013	2014	2015	2016	2017	2018	2019	2020	2021	2022
Heizenergiekennwert	kWh/(m ² a)	155	136	155	179	168	172	162	150	123	126
Stromkennwert	kWh/(m ² a)	22	18	17	16	16	14	14	12	11	14
Wasserkennwert	l/(m ² a)	301	356	359	393	392	381	407	212	136	263

Stromkennwert



Heizenergiekennwert



Wasserkennwert

