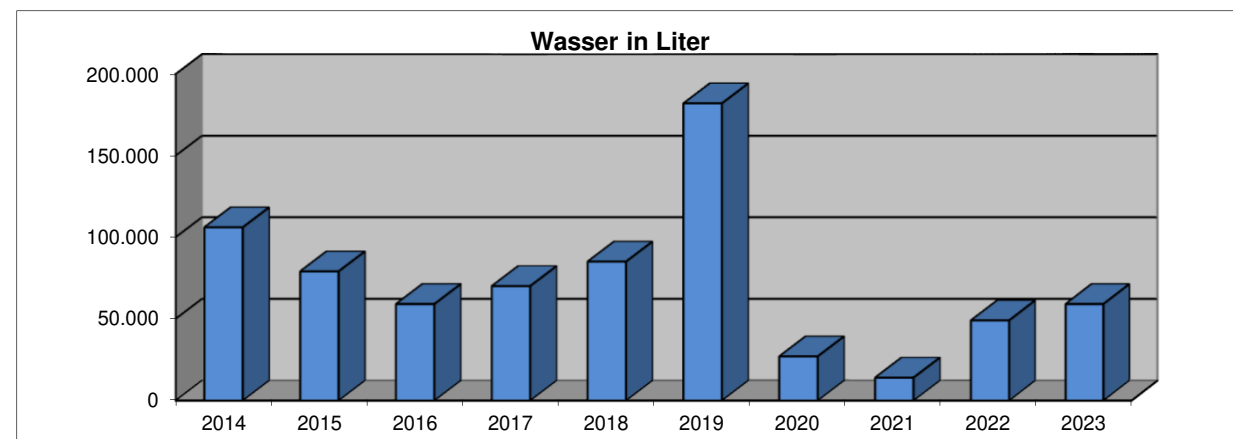
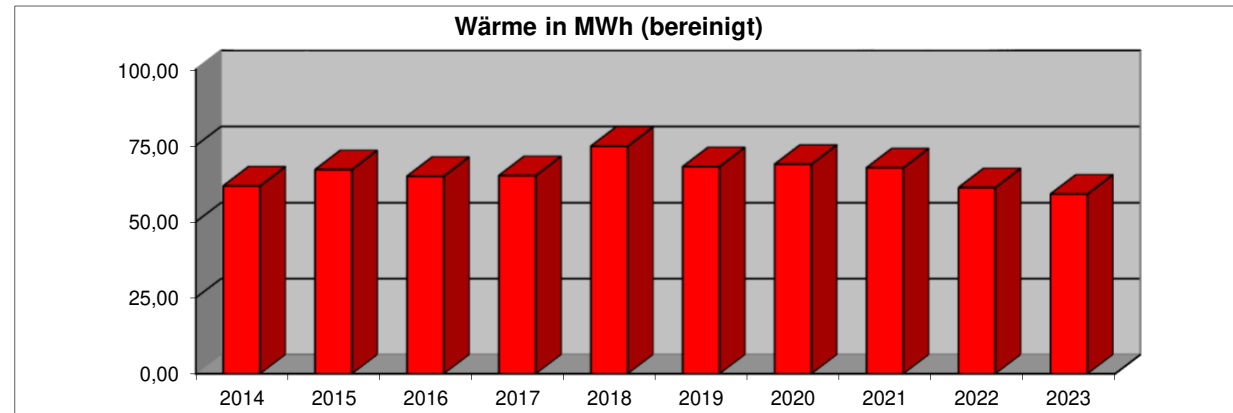
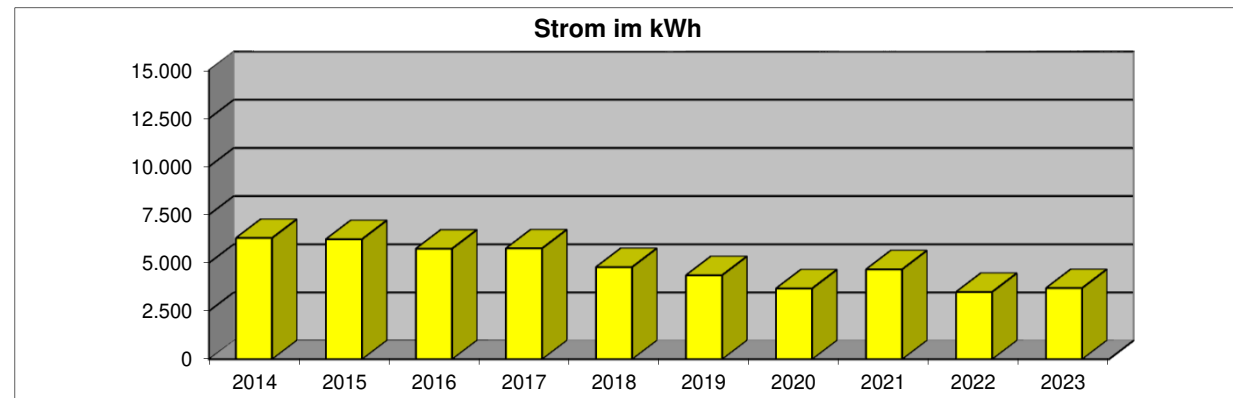


Hofstelle Duling

Jahr	Strom			Wärme (Gas)				Wasser
	Verbrauch in kWh	Kosten in €	CO ² in to	Verbrauch in MWh	Verbrauch in MWh (ber.)	Kosten in €	CO ² in to	Verbrauch in Liter
2014	6.292			51,07	61,79			106.000
2015	6.233			61,06	67,16			79.000
2016	5.739			59,63	64,99			59.000
2017	5.755			58,23	65,22			70.000
2018	4.784			63,96	74,83			85.000
2019	4.362			59,25	68,13			182.000
2020	3.675			56,96	68,92			27.000
2021	4.668			63,34	67,77			14.000
2022	3.494	1.040 €	0,2	51,05	61,26	3.331 €	13,0	49.000
2023	3.693	1.580 €	0,2	48,48	59,14	5.905 €	12,5	59.000



Kennwerte Hofstelle Duling

Verbräuche		2014	2015	2016	2017	2018	2019	2020	2021	2022	2023
		Heizenergie (ber.)	MWh	61,79	67,16	64,99	65,22	74,83	68,13	68,92	67,77
Strom	kWh	6.292	6.233	5.739	5.755	4.784	4.362	3.675	4.668	3.494	3.693
Wasser	Liter	106.000	79.000	59.000	70.000	85.000	182.000	27.000	14.000	49.000	59.000

Berechnungsbasis		2014	2015	2016	2017	2018	2019	2020	2021	2022	2023
Beheizte Nettogrundfläche	m ²	552	552	552	552	552	552	552	552	552	552

Kennwerte		2014	2015	2016	2017	2018	2019	2020	2021	2022	2023
Heizenergiekennwert	kWh/(m ² a)	112	122	118	118	136	123	125	123	111	107
Stromkennwert	kWh/(m ² a)	11	11	10	10	9	8	7	8	6	7
Wasserkennwert	l/(m ² a)	192	143	107	127	154	330	49	25	89	107

