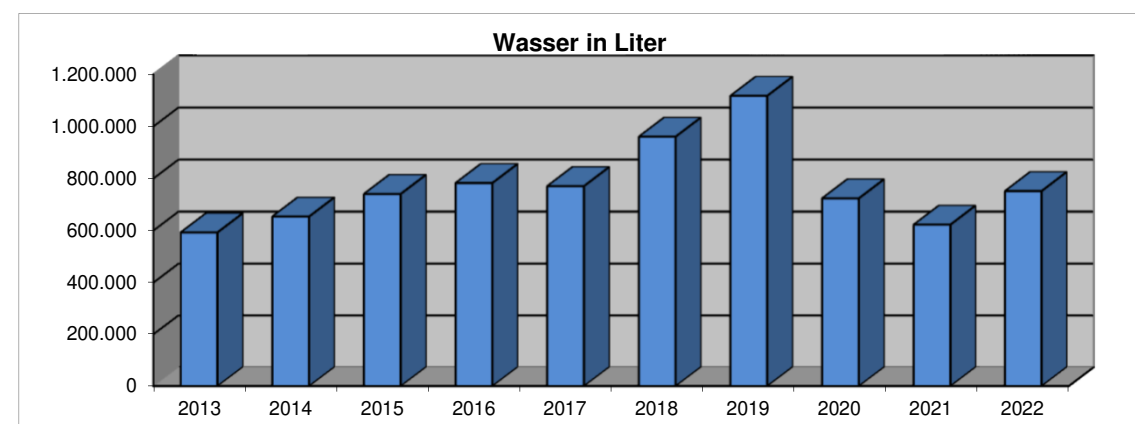
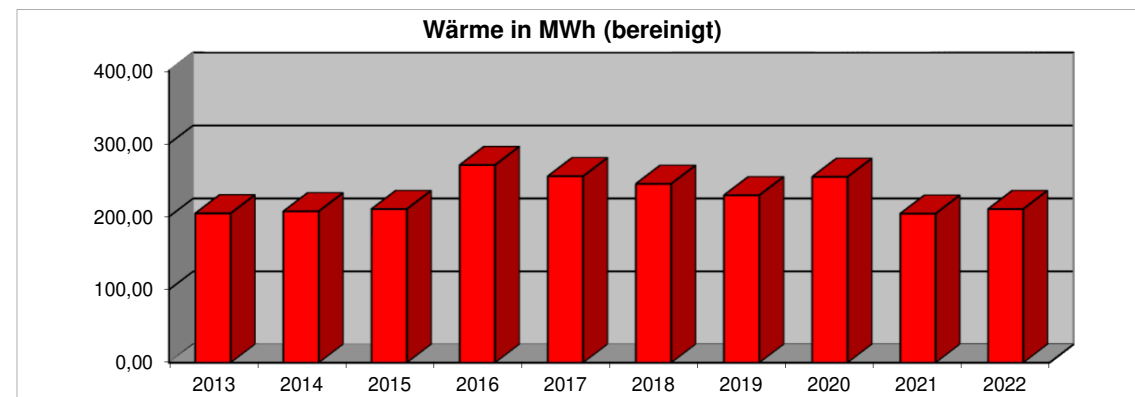
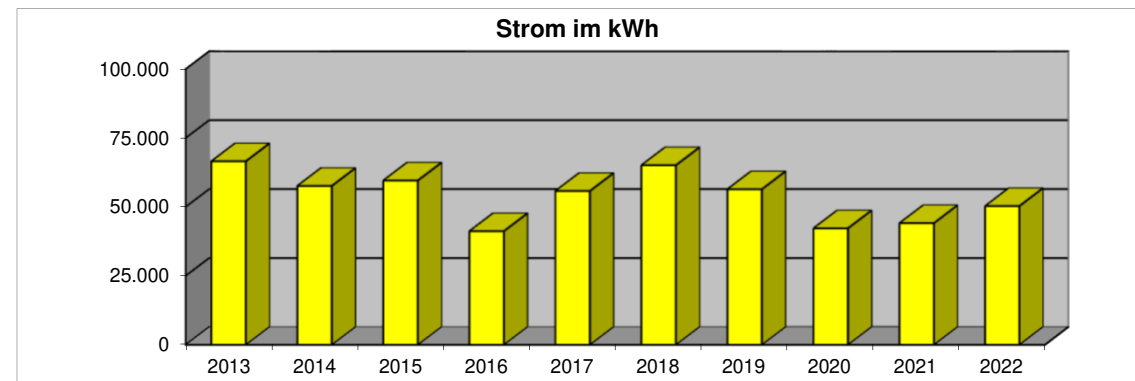


## Haselandhalle

Jahr	Strom			Wärme (Gas)				Wasser
	Verbrauch in kWh	Kosten in €	CO <sup>2</sup> in to	Verbrauch in MWh	Verbrauch in MWh (ber.)	Kosten in €	CO <sup>2</sup> in to	Verbrauch in Liter
2013	66.541			206,69	204,62			593.000
2014	57.614			171,45	207,46			654.000
2015	59.582			191,44	210,59			741.000
2016	41.196			248,44	270,80			783.000
2017	55.773			228,12	255,49			771.000
2018	65.123			209,54	245,16			961.000
2019	56.424			199,58	229,52			1.118.000
2020	42.233			210,45	254,64			724.000
2021	44.107			190,92	204,28			623.000
2022	50.286	13.142	20,2	175,47	210,57	11.385	44,7	752.000



## Kennwerte Haselandhalle

Verbräuche	2013	2014	2015	2016	2017	2018	2019	2020	2021	2022
Heizenergie (ber.)	MWh	204,62	207,46	210,59	270,80	255,49	245,16	229,52	254,64	210,57
Strom	kWh	66.541	57.614	59.582	41.196	55.773	65.123	56.424	42.233	44.107
Wasser	Liter	593.000	654.000	741.000	783.000	771.000	961.000	1.118.000	724.000	623.000

Berechnungsbasis	2013	2014	2015	2016	2017	2018	2019	2020	2021	2022
Beheizte Nettogrundfläche	m <sup>2</sup>	1940	1940	1940	1940	1940	1940	1940	1940	1940

Kennwerte	2013	2014	2015	2016	2017	2018	2019	2020	2021	2022
Heizenergiekennwert	kWh/(m <sup>2</sup> a)	105	107	109	140	132	126	118	131	109
Stromkennwert	kWh/(m <sup>2</sup> a)	34	30	31	21	29	34	29	22	26
Wasserkennwert	l/(m <sup>2</sup> a)	306	337	382	404	397	495	576	373	388

