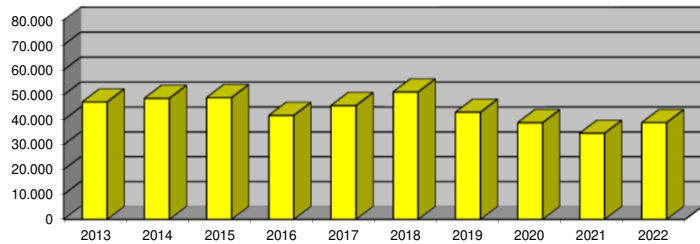


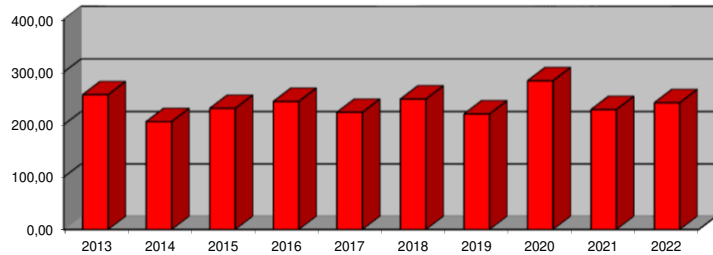
Sporthalle Lechtingen

Jahr	Strom			Wärme (Gas)				Wasser
	Verbrauch in kWh	Kosten in €	CO ² in to	Verbrauch in MWh	Verbrauch in MWh (ber.)	Kosten in €	CO ² in to	Verbrauch in Liter
2013	47.187			259,71	257,12			204.000
2014	48.665			170,25	206,00			213.000
2015	48.942			210,16	231,17			237.000
2016	41.806			224,13	244,30			252.000
2017	45.773			199,69	223,65			260.000
2018	51.212			212,75	248,91			265.000
2019	43.081			191,69	220,44			228.000
2020	38.897			234,37	283,59			125.000
2021	34.633			213,89	228,86			169.000
2022	38.913	9.889	15,6	201,55	241,86	12.966	51,9	309.000

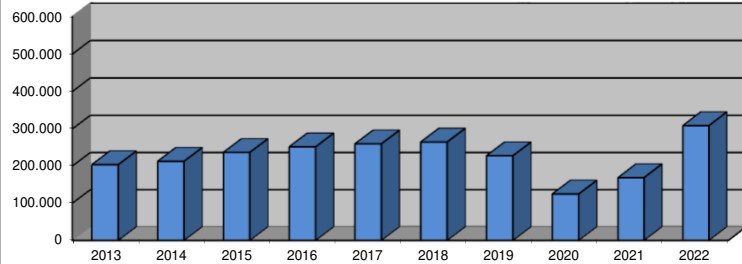
Strom im kWh



Wärme in MWh (bereinigt)



Wasser in Liter



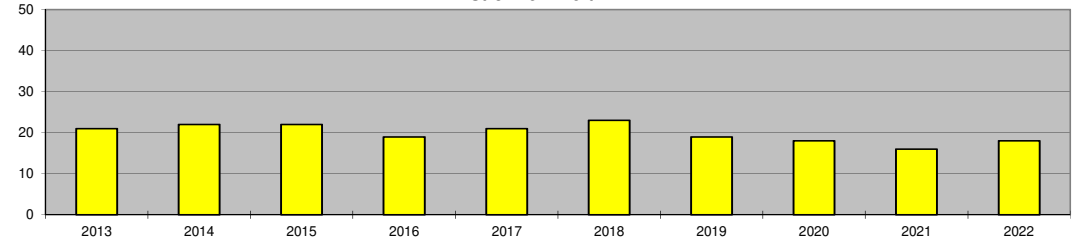
Kennwerte Sporthalle Lechtingen

Verbräuche	2013	2014	2015	2016	2017	2018	2019	2020	2021	2022	
Heizenergie (ber.)	MWh	257,12	206,00	231,17	244,30	223,65	248,91	220,44	283,59	228,86	241,86
Strom	kWh	47.187	48.665	48.942	41.806	45.773	51.212	43.081	38.897	34.633	38.913
Wasser	Liter	204.000	213.000	237.000	252.000	260.000	265.000	228.000	125.000	169.000	309.000

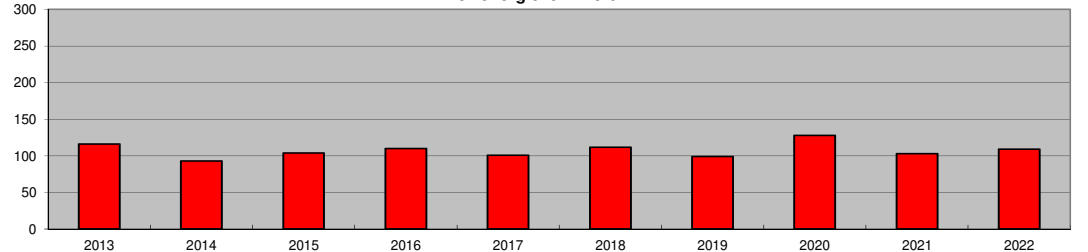
Berechnungsbasis	2013	2014	2015	2016	2017	2018	2019	2020	2021	2022
Beheizte Nettogrundfläche	m ²	2218	2218	2218	2218	2218	2218	2218	2218	2218

Kennwerte	2013	2014	2015	2016	2017	2018	2019	2020	2021	2022	
Heizenergiekennwert	kWh/(m ² a)	116	93	104	110	101	112	99	128	103	109
Stromkennwert	kWh/(m ² a)	21	22	22	19	21	23	19	18	16	18
Wasserkennwert	l/(m ² a)	92	96	107	114	117	119	103	56	76	139

Stromkennwert



Heizenergiekennwert



Wasserkennwert

