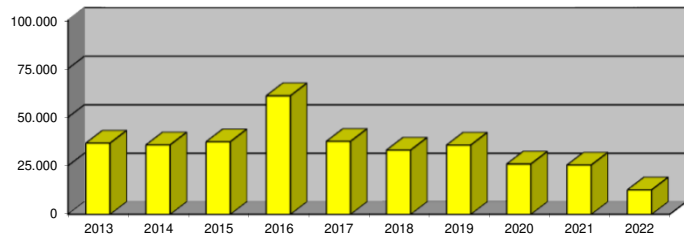


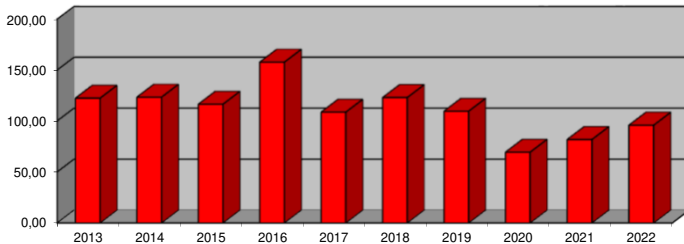
## Hollager Mühle

Jahr	Strom			Wärme (Pellets)				Wasser Verbrauch in Liter
	Verbrauch in kWh	Kosten in €	CO <sup>2</sup> in to	Verbrauch in MWh	Verbrauch in MWh (ber.)	Kosten in €	CO <sup>2</sup> in to	
2013	36.700			123,63	122,39			815.000
2014	35.800			101,95	123,35			890.000
2015	37.400			105,84	116,43			938.000
2016	61.100			144,72	157,75			1.231.000
2017	37.600			97,02	108,66			861.000
2018	33.100			105,11	122,97			830.000
2019	35.700			95,26	109,55			1.204.000
2020	25.934			57,33	69,37			238.000
2021	25.410			76,44	81,79			459.000
2022	12.620	3.518	5,1	79,89	95,86	15.745	27,4	734.000

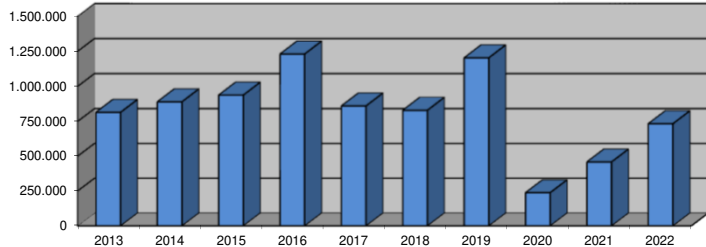
Strom in kWh



Wärme in MWh (bereinigt)



Wasser in Liter



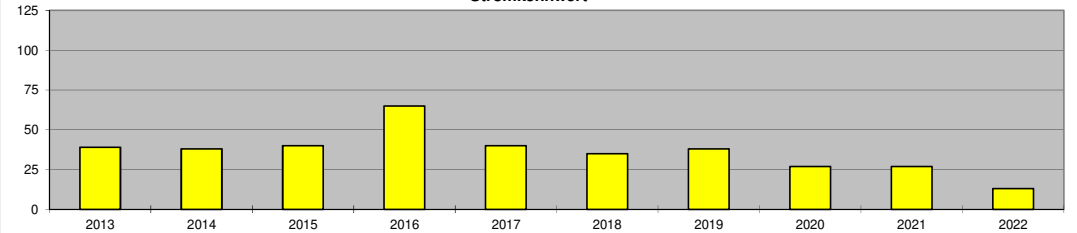
## Kennwerte Hollager Mühle

Verbräuche	2013	2014	2015	2016	2017	2018	2019	2020	2021	2022	
Heizenergie (ber.)	MWh	122,39	123,35	116,43	157,75	108,66	122,97	109,55	69,37	81,79	95,86
Strom	kWh	36.700	35.800	37.400	61.100	37.600	33.100	35.700	25.934	25.410	12.620
Wasser	Liter	815.000	890.000	938.000	1.231.000	861.000	830.000	1.204.000	238.000	459.000	734.000

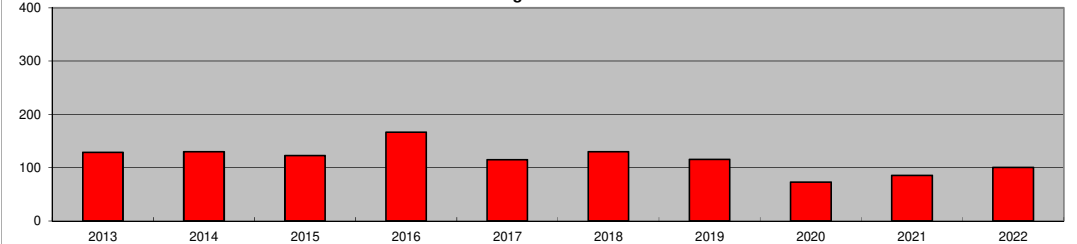
Berechnungsbasis	2013	2014	2015	2016	2017	2018	2019	2020	2021	2022
Beheizte Nettogrundfläche	m <sup>2</sup>	946	946	946	946	946	946	946	946	946

Kennwerte	2013	2014	2015	2016	2017	2018	2019	2020	2021	2022	
Heizenergiekennwert	kWh/(m <sup>2</sup> a)	129	130	123	167	115	130	116	73	86	101
Stromkennwert	kWh/(m <sup>2</sup> a)	39	38	40	65	40	35	38	27	27	13
Wasserkennwert	l/(m <sup>2</sup> a)	861	941	991	1301	910	877	1273	252	485	776

Stromkennwert



Heizenergiekennwert



Wasserkennwert

